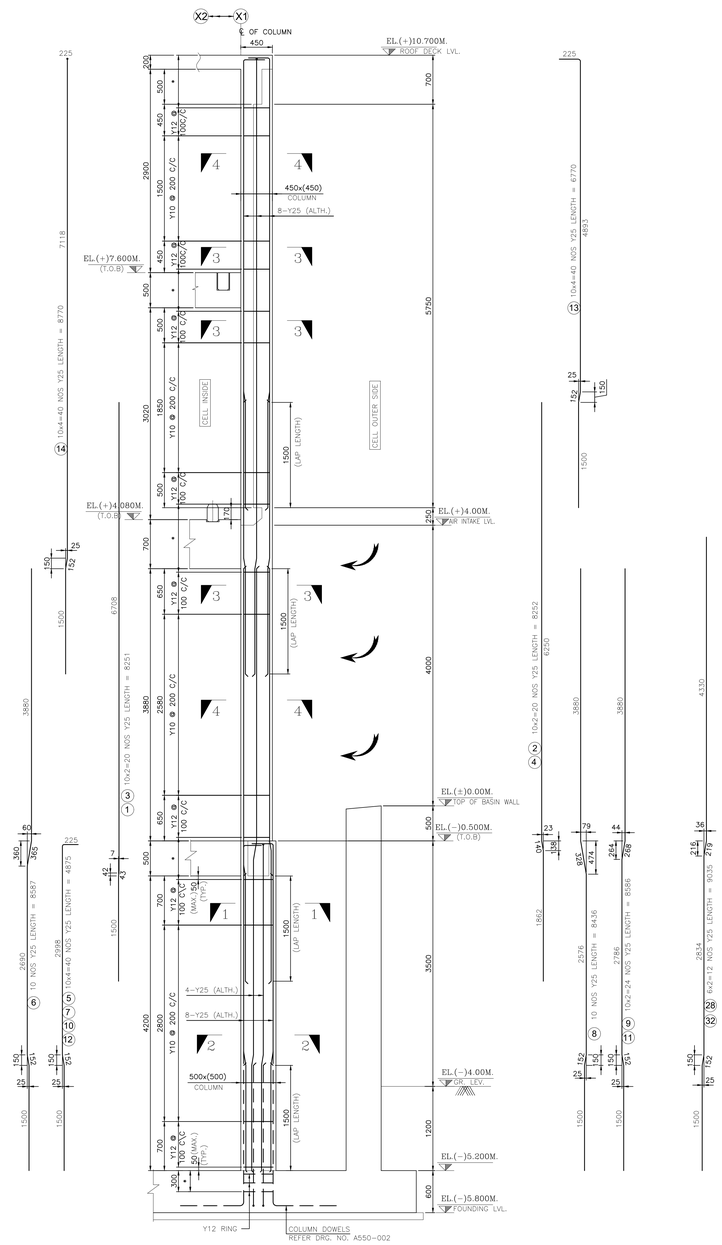

R.C. DETAIL OF COLUMN ALONG GRID 'X1'
(10 NOS REQUIRED FOR COLUMN X1/Y4, X1/Y5, X1/Y7, X1/Y8, X1/Y11, X1/Y12, X1/Y15, X1/Y16, X1/Y18, X1/Y19)
(SCALE 1:30)

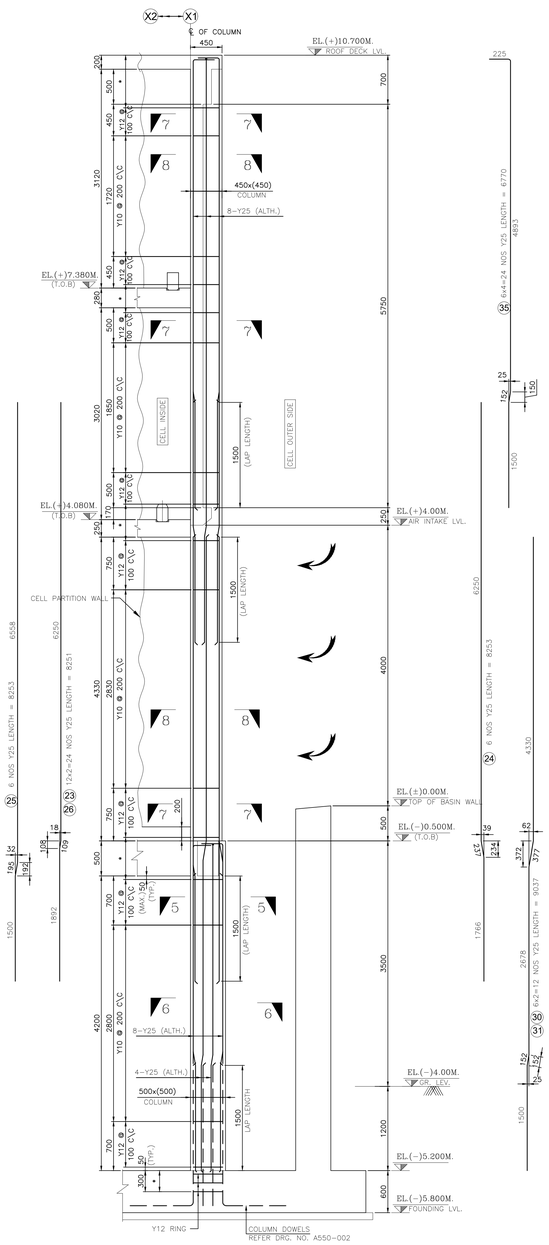

R.C. DETAIL OF COLUMN ALONG GRID 'X1'
(6 NOS REQUIRED FOR COLUMN X1/Y6, X1/Y9, X1/Y10, X1/Y13, X1/Y14 & X1/Y17)
(SCALE 1:30)

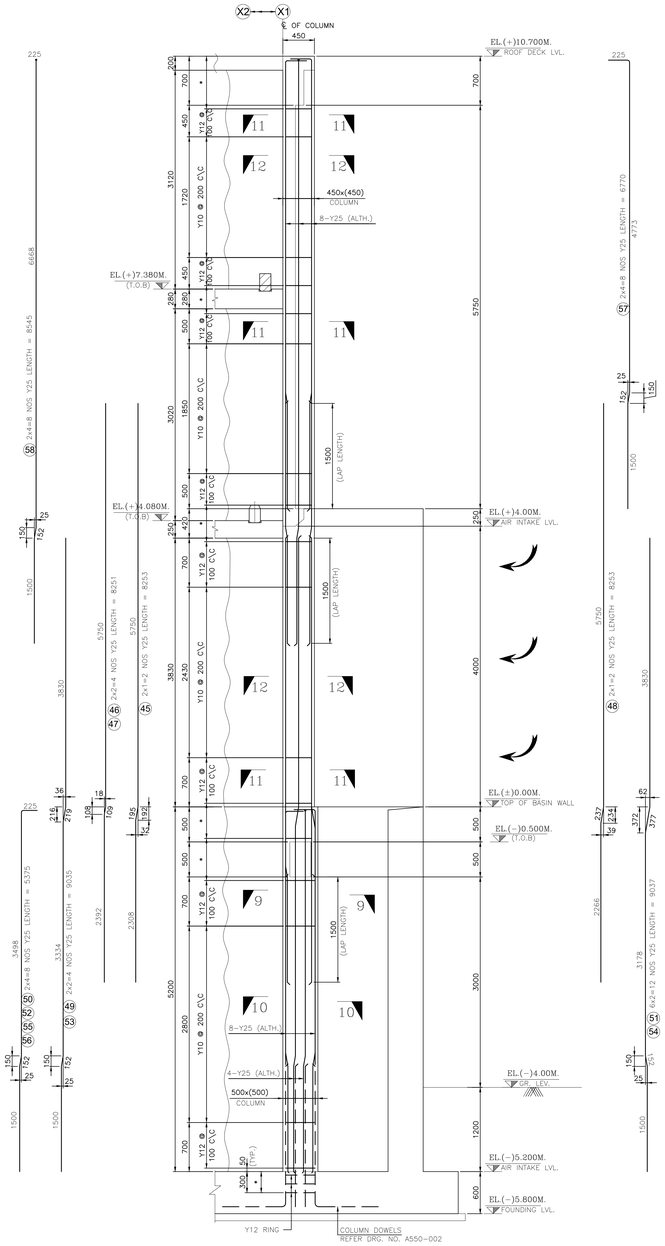

R.C. DETAIL OF COLUMN ALONG GRID 'X1'
(2 NOS REQUIRED FOR COLUMN X1/Y3, X1/Y20)
(SCALE 1:50)

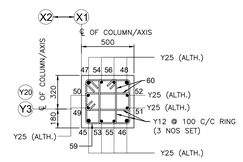

SECTION 9-9
(SCALE 1:20)

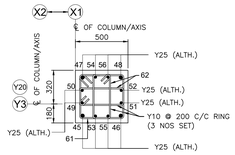

SECTION 10-10
(SCALE 1:20)

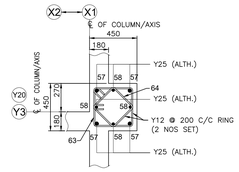

SECTION 11-11
(SCALE 1:20)

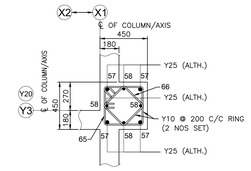

SECTION 12-12
(SCALE 1:20)

LEGEND	
DESCRIPTION	INITIAL
TOP OF BEAM	T.O.B
THICK	THK.
TYPICAL	(TYP.)
ELEVATION	EL.
GROUND LEVEL	GR. LEV.
COLD WATER BASIN	C.W.B
ALL THROUGH	ALTH.

GENERAL NOTES :-

1. ALL DIMENSIONS ARE IN MILLIMETERS AND ALL LEVELS ARE IN METERS, EXCEPT OTHERWISE NOTED.
2. ANY MISSING DIMENSION SHALL BE CHECKED WITH HAMON, DO NOT SCALE.
3. CONSTRUCTION OF SUBJECTS MARKED AS HOLD IS NOT PERMITTED UNTILL HOLD IS REMOVED.
4. NO GOUTING SHALL BE DONE BETWEEN MAIN BEAM AND SECONDARY BEAM, SECONDARY BEAMS SHALL BE LET FREE FOR EXPANSION AND CONTRACTION.

MATERIALS :-

1. STRUCTURAL CONCRETE SHALL BE OF STRENGTH fcu 30.
2. REINFORCING BARS SHALL BE OF GRADE fy 415, UNLESS NOTED OTHERWISE.
3. ALL LEAN CONCRETE (BLINDING) SHALL BE OF STRENGTH fcu10.
4. MINIMUM CONCRETE COVER TO REINFORCEMENT : FOR COLUMN = 40 MM
5. MINIMUM REBAR OVERLAPPING/ANCHORAGE: 60 TIMES THE BAR DIAMETER

FINISHING :-

1. ALL NON-FORMED SURFACE SHALL BE FLOAT FINISHED BY TROWEL.
2. FORM WORK SHALL BE SMOOTH AND WATER TIGHT.
3. ALL EDGES AND CORNER SHALL BE CHAMFERED 25 X 25 MM EXCEPT OTHRWISE NOTED.

REFERENCE DRAWING :-

01. GENERAL ARRANGEMENT OF COOLING TOWER : C1409705-101-A100-001.
02. SHUTTERING DETAIL OF TRANS. END WALL AT GRID Y3 : C1409705-101-A111-001.
03. SHUTTERING DETAIL OF TRANS. END WALL AT GRID Y20 : C1409705-101-A111-002.

[redacted]

* PROVIDE Y12 @ 100 C/C AS SPECIAL CONFINING REINFORCEMENT AT ALL COLUMN BEAM JUNCTION.

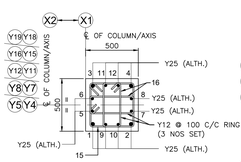

SECTION 1-1
(SCALE 1:20)

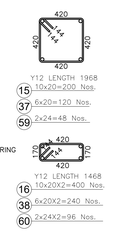

Y12 LENGTH 1968
15 10x20=200 Nos.
37 6x20=120 Nos.
59 2x24=48 Nos.

Y12 LENGTH 1468
16 10x20X2=400 Nos.
38 6x20X2=240 Nos.
60 2x24X2=96 Nos.

COLUMN DOWELS NOT SHOWN FOR CLARITY

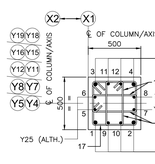

SECTION 2-2
(SCALE 1:20)

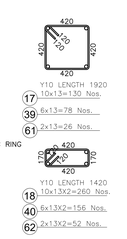

Y10 LENGTH 1920
17 10x13=130 Nos.
39 6x13=78 Nos.
61 2x13=26 Nos.

Y10 LENGTH 1420
18 10x13X2=260 Nos.
40 6x13X2=156 Nos.
62 2x13X2=52 Nos.

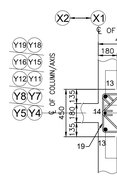

SECTION 3-3
(SCALE 1:20)

Y12 LENGTH 1768
19 10x52=520 Nos.
41 6x49=294 Nos.
63 2x47=94 Nos.

Y12 LENGTH 1408
20 10x52=520 Nos.
42 6x49=294 Nos.
64 2x47=94 Nos.

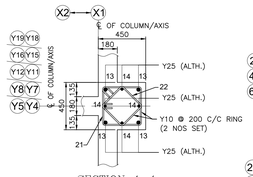

SECTION 4-4
(SCALE 1:20)

Y10 LENGTH 1720
21 10x28=280 Nos.
43 6x30=180 Nos.
65 2x29=58 Nos.

Y10 LENGTH 1360
22 10x28=280 Nos.
44 6x30=180 Nos.
66 2x29=58 Nos.

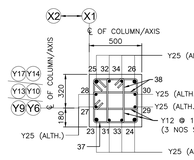

SECTION 5-5
(SCALE 1:20)

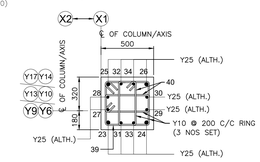

SECTION 6-6
(SCALE 1:20)

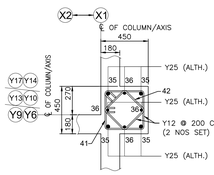

SECTION 7-7
(SCALE 1:20)

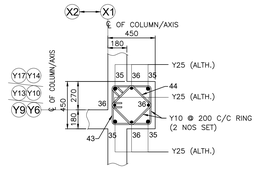

SECTION 8-8
(SCALE 1:20)