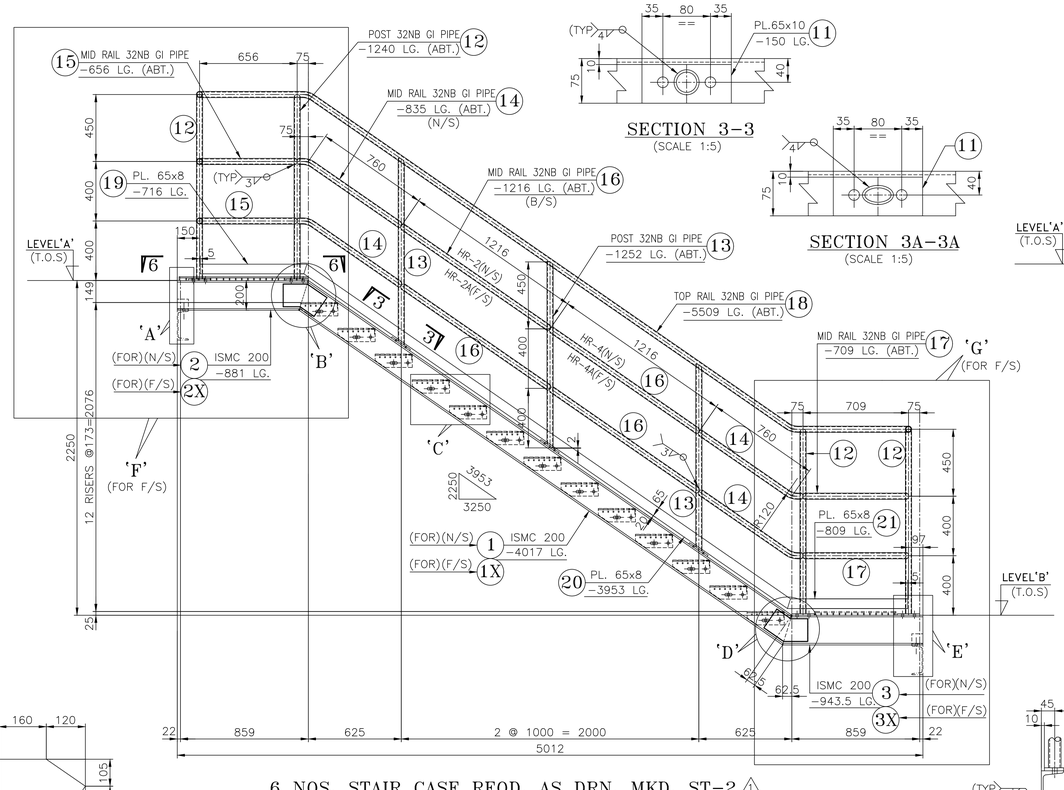

6 NOS. STAIR CASE REQD. AS DRN. MKD. ST-2 △1
6 NOS. HANDRAIL REQD. AS DRN. MKD. HR-2(N/S)
6 NOS. HANDRAIL REQD. AS DRN. MKD. HR-2A(F/S)
1 NO. STAIR CASE REQD. AS DRN. & NOTED MKD. ST-4 △1
1 NO. HANDRAIL REQD. AS DRN. MKD. HR-4(N/S)
1 NO. HANDRAIL REQD. AS DRN. & NOTEDMKD. HR-4A(F/S)

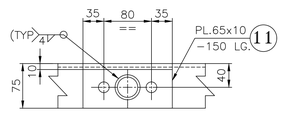

SECTION 3-3
(SCALE 1:5)

SECTION 3A-3A
(SCALE 1:5)

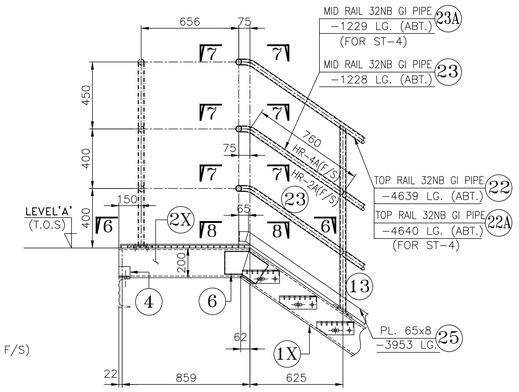

DETAIL-'F' (FOR F/S)
(AS DRN. FOR ST-2)
(AS DRN. & NOTED FOR ST-4)

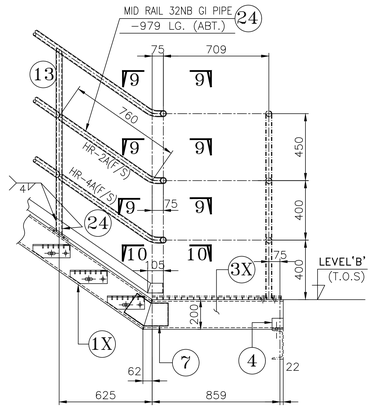

DETAIL-'G'
(FOR F/S)

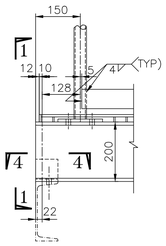

DETAIL-'A'
(SCALE 1:10)

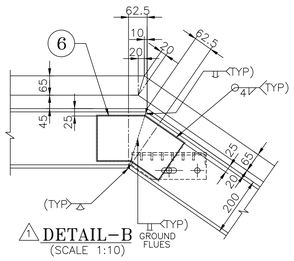

△1 DETAIL-B
(SCALE 1:10)

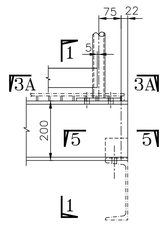

DETAIL-'E'
(SCALE 1:10)

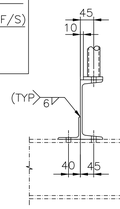

SECTION 1-1
(SCALE 1:10)

△1 BILL OF MATERIAL

EREC. MKD.	ITEM NO.	SECTION	LENGTH IN m.m	NOS. REQD.	UNIT WT. (Kgs.)	TOTAL WT.	QTY. REQD.	EREC. MKD. WT.	MAT.	REMARKS
ST-2	1,1X	ISMC200	4017	2	22.30	179.16			SEE ABSTRACT	
	2,2X	ISMC200	881	2	22.30	39.29				
	3,3X	ISMC200	943.5	2	22.30	42.08				
	4	L 75x75x8	75	4	8.90	2.67				
	5	FL 90x6	250	26	4.24	27.56				
	6	PL.218x8	280	2	62.80	7.82				
	7	PL.218x8	280	2	62.80	7.82				
	8	L 40x40x5	788	13	3.00	30.73				
	9	GR.210x25THK	788	13	33.57	72.22				
	10	GR.869x25THK	2261	1	31.63	62.15				
						471.50	6	2829.00		
HR-2	11	PL.65x10	150	7	78.50	5.36				
	12	32 NB (M) PIPE	1240	4	3.14	15.57				
	13	32 NB (M) PIPE	1252	3	3.14	11.79				
	14	32 NB (M) PIPE	835	4	3.14	10.49				
	15	32 NB (M) PIPE	656	2	3.14	4.12				
	16	32 NB (M) PIPE	1216	4	3.14	15.27				
	17	32 NB (M) PIPE	709	2	3.14	4.45				
	18	32 NB (M) PIPE	5509	1	3.14	17.30				
	19	PL.65x8	716	1	62.80	2.92				
	20	PL.65x8	3953	1	62.80	16.14				
	21	PL.65x8	809	1	62.80	3.30				
						106.72	6	640.31		
HR-2A	11	PL.65x10	150	3	78.50	2.30				
	13	32 NB (M) PIPE	1252	3	3.14	11.79				
	16	32 NB (M) PIPE	1216	4	3.14	15.27				
	22	32 NB (M) PIPE	4639	1	3.14	14.57				
	23	32 NB (M) PIPE	1228	2	3.14	7.71				
	24	32 NB (M) PIPE	979	2	2.00	3.92				
	25	PL.65x8	3953	1	62.80	16.14				
	26	PL.65x8	474	1	62.80	1.93				
	27	PL.65x8	265	1	62.80	1.08				
						74.71	6	448.26		
HR-2B	11	PL.65x10	150	2	78.50	1.53				
	12	32 NB (M) PIPE	1240	2	3.14	7.79				
	28	32 NB (M) PIPE	890	4	3.14	11.18				
	29	32 NB (M) PIPE	451	2	3.14	2.83				
	30	32 NB (M) PIPE	2273	1	3.14	7.14				
	31	PL.65x8	2221	1	62.80	9.07				
						39.53	6	237.19		
ST-4		MAT. SAME AS ST-2 EXCL. ITEM NO.10				409.35				
	10A	GR.869x25THK	2262	1	31.63	62.17				
						471.53	1	471.53		
HR-4		MAT. SAME AS HR-2				106.72	1	106.72		
HR-4A		MAT. SAME AS HR-2A EXCL. ITEM NO.22,23 & 26				50.50				
	22A	32 NB (M) PIPE	4640	1	3.14	14.57				
	23A	32 NB (M) PIPE	1229	2	3.14	7.72				
	26A	PL.65x8	475	1	62.80	1.94				
						74.72	1	74.72		
HR-4B	11	PL.65x10	150	2	78.50	1.53				
	12	32 NB (M) PIPE	1240	2	3.14	7.79				
	28	32 NB (M) PIPE	890	4	3.14	11.18				
	29A	32 NB (M) PIPE	452	2	3.14	2.84				
	30A	32 NB (M) PIPE	2274	1	3.14	7.14				
	31A	PL.65x8	2222	1	62.80	9.07				
						39.55	1	39.55		

△1 TOTAL WEIGHT= 4847.28 KG. 4.847 T.

△1 LEVEL LIST FOR ST-2

LEVEL'A'	LEVEL'B'
EL.+4.000M	EL.+1.750M
EL.+8.500M	EL.+6.250M
EL.+13.000M	EL.+10.750M
EL.+17.500M	EL.+15.250M
EL.+22.000M	EL.+19.750M
EL.+26.500M	EL.+24.250M
LEVEL LIST FOR ST-4	
EL.+31.000M	EL.+28.750M

ABSTRACT △1

SL.NO.	SECTION	TOTAL WT.	REMARKS
1	ISMC200	1823.72	IS:2062-(GRADE-A)-2006
2	L 75x75x8	18.69	IS:2062-(GRADE-A)-2006
3	L 40x40x5	215.12	IS:2062-(GRADE-A)-2006
4	32NB(M)PIPE	1128.39	1161-1999
5	FL. 90x6 THK.	192.92	IS:2062-(GRADE-A)-2006
6	PL. 10 THK.	64.29	IS:2062-(GRADE-A)-2006
7	PL. 8 THK.	463.57	IS:2062-(GRADE-A)-2006
8	GR. 25 THK.	940.58	IS:2062-(GRADE-A)-2006

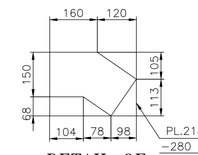

DETAIL OF ITEM NO-6

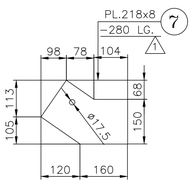

DETAIL OF ITEM NO-7

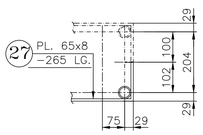

SECTION 10-10 △1
(SCALE 1:10)

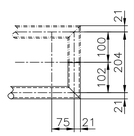

SECTION 9-9 △1
(SCALE 1:10)

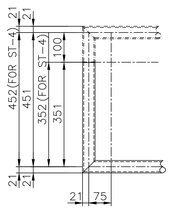

SECTION 7-7 △1
(SCALE 1:10)

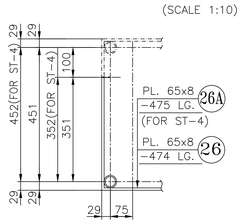

SECTION 8-8 △1
(SCALE 1:10)

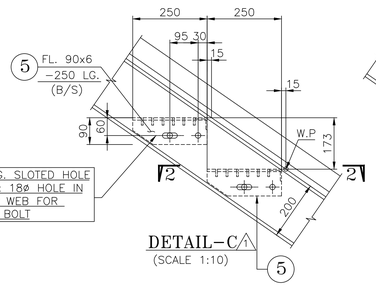

DETAIL-C △1
(SCALE 1:10)

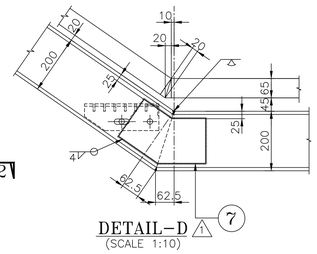

DETAIL-D △1
(SCALE 1:10)

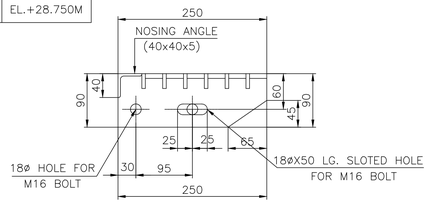

SECTION A-A △1
(SCALE 1:10)

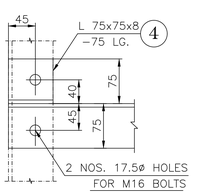

SECTION 4-4
(SCALE 1:5)

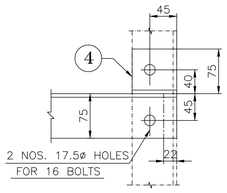

SECTION 5-5
(SCALE 1:5)

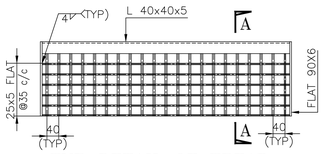

TYP DETAIL OF TREAD
(SCALE 1:10)

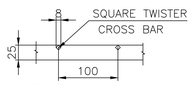

SECTION B-B
(SCALE 1:5)

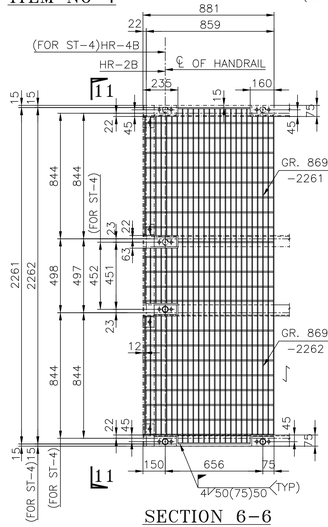

SECTION 6-6
(AS DRN. FOR ST-2)
(AS DRN. & NOTED FOR ST-4)

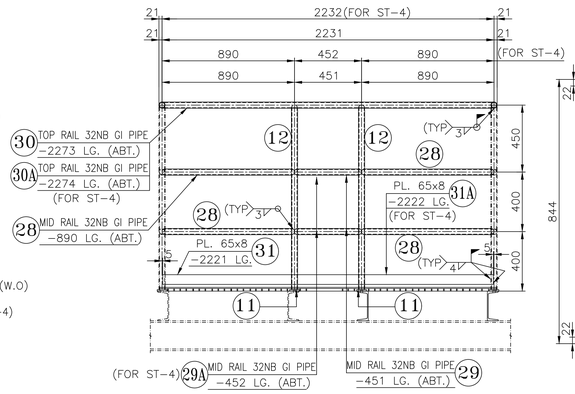

SECTION 11-11
6 NOS. HANDRAIL REQD. AS DRN. MKD. HR-2B
(AS DRN. FOR ST-2)
1 NO. HANDRAIL REQD. AS DRN. & NOTD MKD. HR-4B
(AS DRN. & NOTED FOR ST-4)

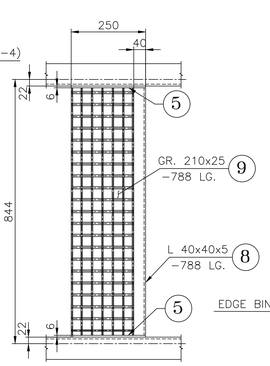

SECTION 2-2
(SCALE 1:10)

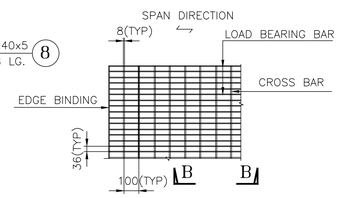

TYP DETAIL OF GRATING FOR LANDING
(SCALE 1:10)

NOTES:
1. ALL DIMENSIONS ARE IN mm AND LEVELS ARE IN m U.N.O.
2. ALL FILLET WELDS ARE 6MM SHOP WELD UNLESS OTHERWISE NOTED.
3. ALL WELDS OF PLATE GIRDER FLANGES TO WEB SHALL BE BY 8mm FILLET WELD.
4. LENGTH OF ALL MEMBERS, FLANGE CUTTING AT END SHALL BE VERIFIED BY FULL SCALE LAYOUT.
5. ALL WELDS SHALL CONFORM TO IS:816 AND IS:823.ALL WELDS SHALL BE CONTINOUS.
6. STRUCTURAL STEEL WORK SHALL BE AS PER IS:800-2007.
7. STRUCTURAL STEEL SHALL CONFORM TO IS:2062 (GRADE A)
8. PLATES THICKER THAN 20mm. SHALL BE PREHEATED AND STRESS RELIVED FOR WELDING.
9. THE PROPERTY CLASS OF BOLT SHALL BE 8.8 CONFORMING TO IS:1363 UNLESS STATED OTHERWISE.
10. THIS DRG. SHALL BE READ IN CONJUNCTION WITH DRG. NO.11-CH-0004-CHY-01.(SHT. 31)
11. GROUTING SHLL BE OF FREE FLOW NSG TYPE OF EARLIER APPROVED MANUFACTURE WITH MIN COMPRESSIVE STRENGH OF 40N/mm².
12. CUTTING LENGHT OF BEAMS RESTING ON SHELL SHALL BE INCREASED BY 100MM AT EITHER END TO ACCOMMODATE TOLERANCE OF CONCRETE WINDSHEILD CONSTURCTION.AFTER ACCURATELY ESTBLISHING THE AS BUILT DIMENSIONS OF THE WINDSHEILD.THE BEAMS SHALL BE CUT TO THE FINAL LENGTH ON THE GROUND ITSELF.
13. PERMANENT BOLT SHOWN THUS
14. ERECTION BOLT SHOWN THUS
15. MARKING REF.DRG. NO. 11-CH-0004-CHY-04(Sht.01 & 19).
16. THE MATERIAL SHALL BE AS PER DRG. NO. 5940-EDD048(R0) & 5940-EDD048R0(R1)

[redacted]