Member Title : BLDG-1 AREA-A SOG						BAR LIST												
Bar Mark	Qty	Size	Total Length	Type	'A'	'B'	'C'	'D'	'E'	'F'	'G'	'H'	'J'	'K'	'O'	'R'
3B06	12	#3	3'-11 3/4"	3		2'-0"	1'-11 3/4"					0'-2"		1'-11 3/4"	3'-11 3/4"	

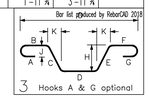

3 Hooks A & G optional

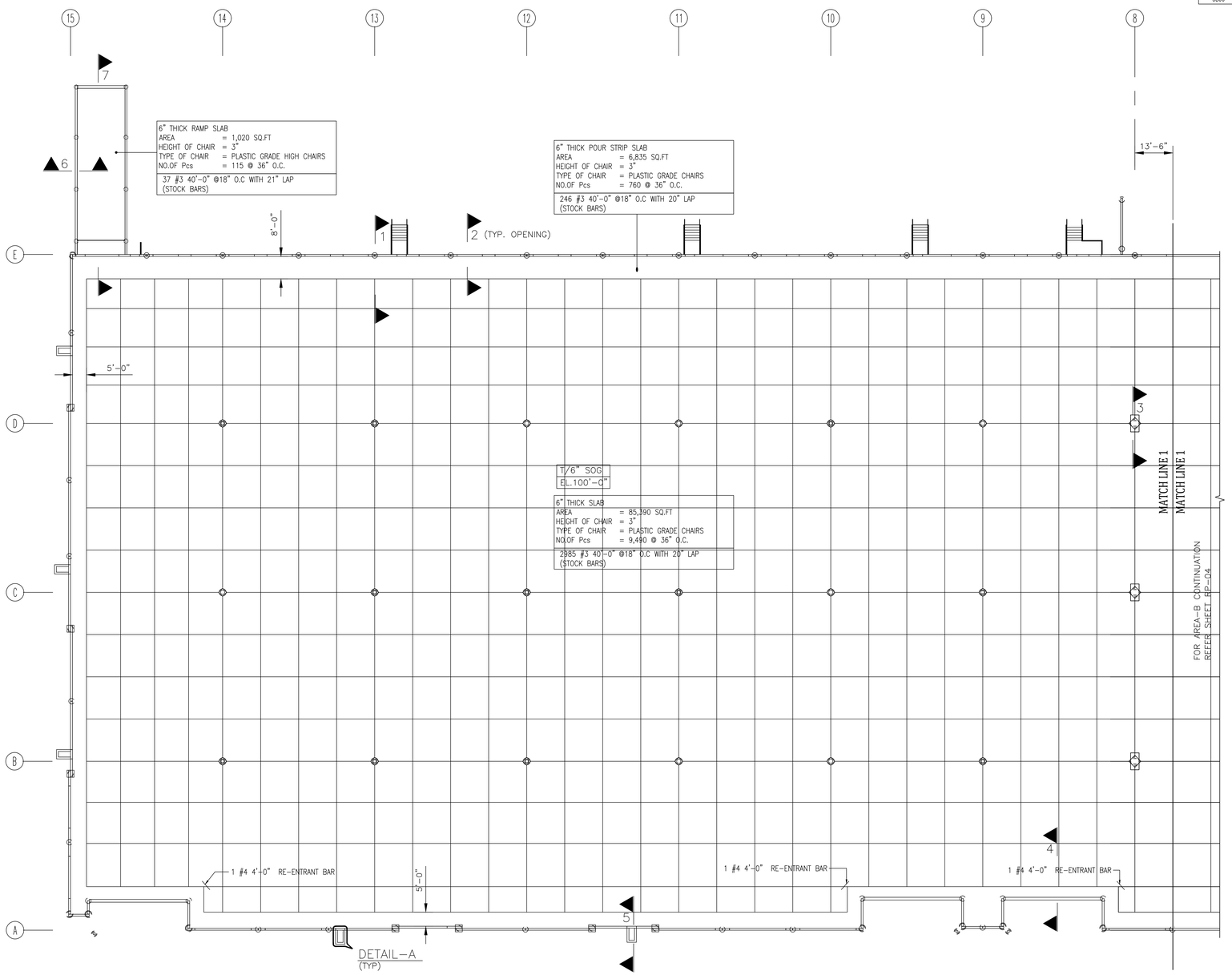

BLDG-1 AREA-A SLAB ON GRADE LAYOUT & DETAILS
REF:1/S1.01 (DT:04/01/2024)

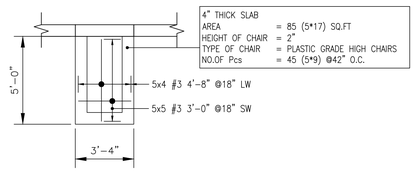

DETAIL-A
(REQX5)

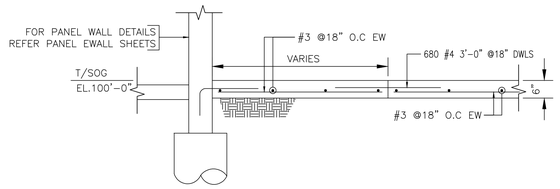

SECTION-1
REF: 1/S3.00,3/S6.00 (DT:04/01/24)

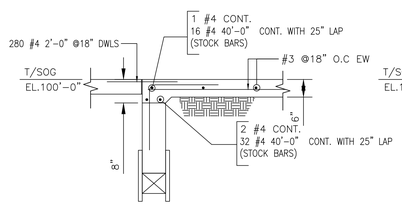

SECTION-2
REF: 3/S3.00 (DT:04/01/24)

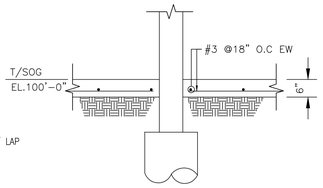

SECTION-3
REF: 2/S3.00 (DT:04/01/24)

NOTES

1. FOR CLEARANCES REFER SECTIONS
2. PLACE ALL THE BARS EQUALLY (UON)
3. A/E PLEASE VERIFY THE CLOUDED ITEMS

LEGENDS

CLR	=	Clearance/ Clear
DWG	=	Drawing
DWLS	=	Dowels
DT	=	Date
EL	=	Elevation
REF.	=	Refer
REINF	=	Reinforcement
T	=	Top
TYP	=	Typical
V	=	Vertical
QTY	=	Quantity
No	=	Number
REQD	=	Required

EXTERIOR SOG 3500 PSI
REF:S6.02

BAR#	LENGTHS	
	TOP	BOT.
#3	28	21
#4	37	28
#5	45	34
#6	54	41
#7	77	59

SOG 4000 PSI
REF:S6.02

BAR#	LENGTHS	
	TOP	BOT.
#3	26	20
#4	33	25
#5	42	32
#6	50	38
#7	72	55

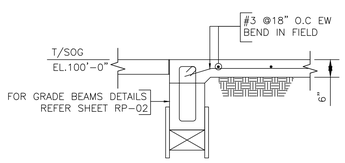

SECTION-4
REF: 4/S3.00 (DT:04/01/24)

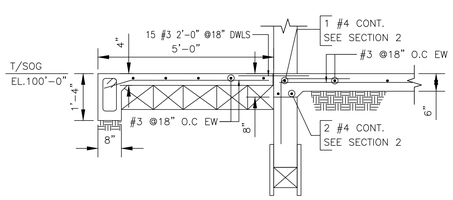

SECTION-5
REF: 6/S3.02 (DT:04/01/24)

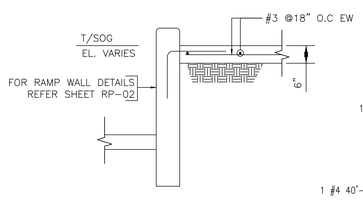

SECTION-6
REF: 3/S3.02 (DT:04/01/24)

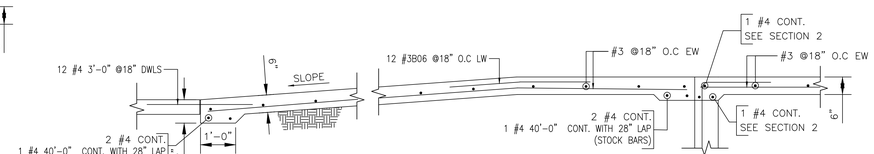

SECTION-7
REF: 4&5/S3.02 (DT:04/01/24)

ISSUED FOR APPROVAL ONLY
10/15/2024